

# 0.5" Light Bar

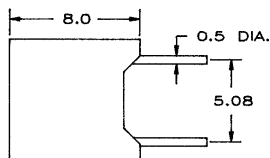
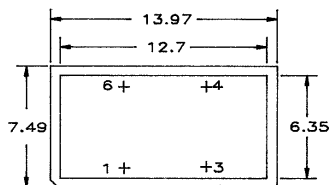
## FEATURES

- 0.5" light bar
- Suitable for backlighting
- Uniform light emission

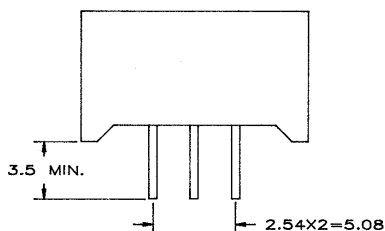
## OPTO-ELECTRICAL CHARACTERISTICS (Ta = 25°C)

PART NO.	PEAK WAVE LENGTH (nm)	EMITTED COLOR	MAXIMUM RATINGS					OPTO ELECTRICAL CHARACTERISTICS						
			IF (mA)	VR(V)	PD(mW)	T <sub>opr</sub> (°C)	T <sub>stg</sub> (°C)	VF(V)			IR(μA)		IV(mcd)	
								typ.	max.	@mA	max.	@VR	typ. per die	@mA
MTLB2150-G	567	Green	30	5	85	-25~+85	-25~+100	2.1	3.0	20	100	5	4.7	10
MTLB3150-Y	585	Yellow	30	5	85	-25~+85	-25~+100	2.1	3.0	20	100	5	3.7	10
MTLB4150-O	635	Orange	30	5	85	-25~+85	-25~+100	2.1	3.0	20	100	5	5.2	10
MTLB4150-HR	635	Hi-Eff Red	30	5	85	-25~+85	-25~+100	2.1	3.0	20	100	5	5.2	10
MTLB7150-UR	660	Ultra Red	30	4	70	-25~+85	-25~+100	1.9	2.5	20	100	4	20.3	20

## PACKAGE DIMENSIONS AND PIN FUNCTIONS



PIN NO.	FUNCTION
1.	CATHODE
2.	NO PIN
3.	ANODE
4.	CATHODE
5.	NO CONNECTION
6.	ANODE



1. ALL DIMENSIONS ARE IN mm, TOLERANCE IS  $\pm 0.25$ mm UNLESS OTHERWISE SPECIFIED.
2. THE SLOPE ANGLE OF ANY PIN MAY BE  $\pm 5.0^\circ$  MAX.



120 Broadway • Menands, New York 12204

Toll Free: (800) 98-4LEDS • Fax: (518) 432-7454